



BLACKMONT CAPITAL™

AZIMUT EXPLORATION INC.

AZM-TVX	\$3.60
Recommendation	Speculative BUY
12-Month Target Price	\$6.40
Projected Return	77.8%

Regional Sized Uranium Potential In Quebec

Company Profile

Azimut Exploration Inc. (AZM-TVX) is an early stage exploration company with a Quebec focus. The company's strategy is to identify prospective targets and attract JV partners to fund exploration. The company has numerous targets and JVs, including the North and South Rae uranium targets and the Opinaca gold targets (Figure 1).

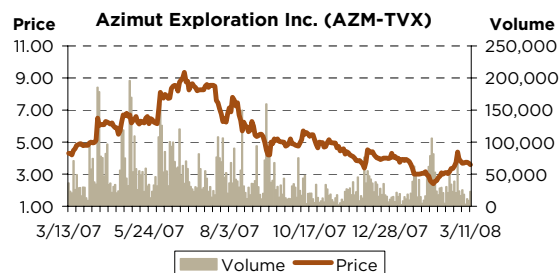
Having reviewed management's data-based exploration techniques, we are confident that major discoveries lie ahead. This is supported by initial surface work, which has been very positive. We believe drilling at the North Rae deposit will validate management's proprietary database exploration technique.

Deriving a target price is problematic due to the early stage of exploration. However, we note Azimut's historically high correlation to the uranium spot price. Based on this historical relationship, we calculate a target price of \$6.40 per share for Azimut at our 2009 uranium price of \$110/lb. We are upgrading Azimut from our watch list to a Buy recommendation because:

1. **Management Experience:** CEO Dr. Jean-Marc Lulin, has a Masters degree in Applied Geology. Dr. Lulin was the Chief Geologist for SOQUEM, the Quebec Government's mineral investment vehicle, from 1992 to 1995. From 1996 to 2001, he held management positions at Channel Resources (CHU-TVX). He re-activated Azimut in 2003.

Market Data	
52-Week Trading Range (C\$)	\$9.42-\$2.33
Basic Shares O/S (mm)	16.8
F.D. Shares O/S (mm)	18.1
Market Capitalization (C\$mm)	\$60.4
Enterprise Value (C\$mm)	\$58.9
Financial Data	
Cash (C\$mm)	\$1.5
Total Debt (C\$mm)	\$0.0
Forecast	
FYE: Aug	2008E 2009E 2010E
Uranium Price	\$100.00 \$110.00 \$120.00
C\$:US\$	\$0.99 \$1.00 \$0.90

Source: Reuters, company reports, Blackmont Capital Inc.



Source: Bloomberg

See important disclosure statements at the end of this report.

Base Metals & Minerals

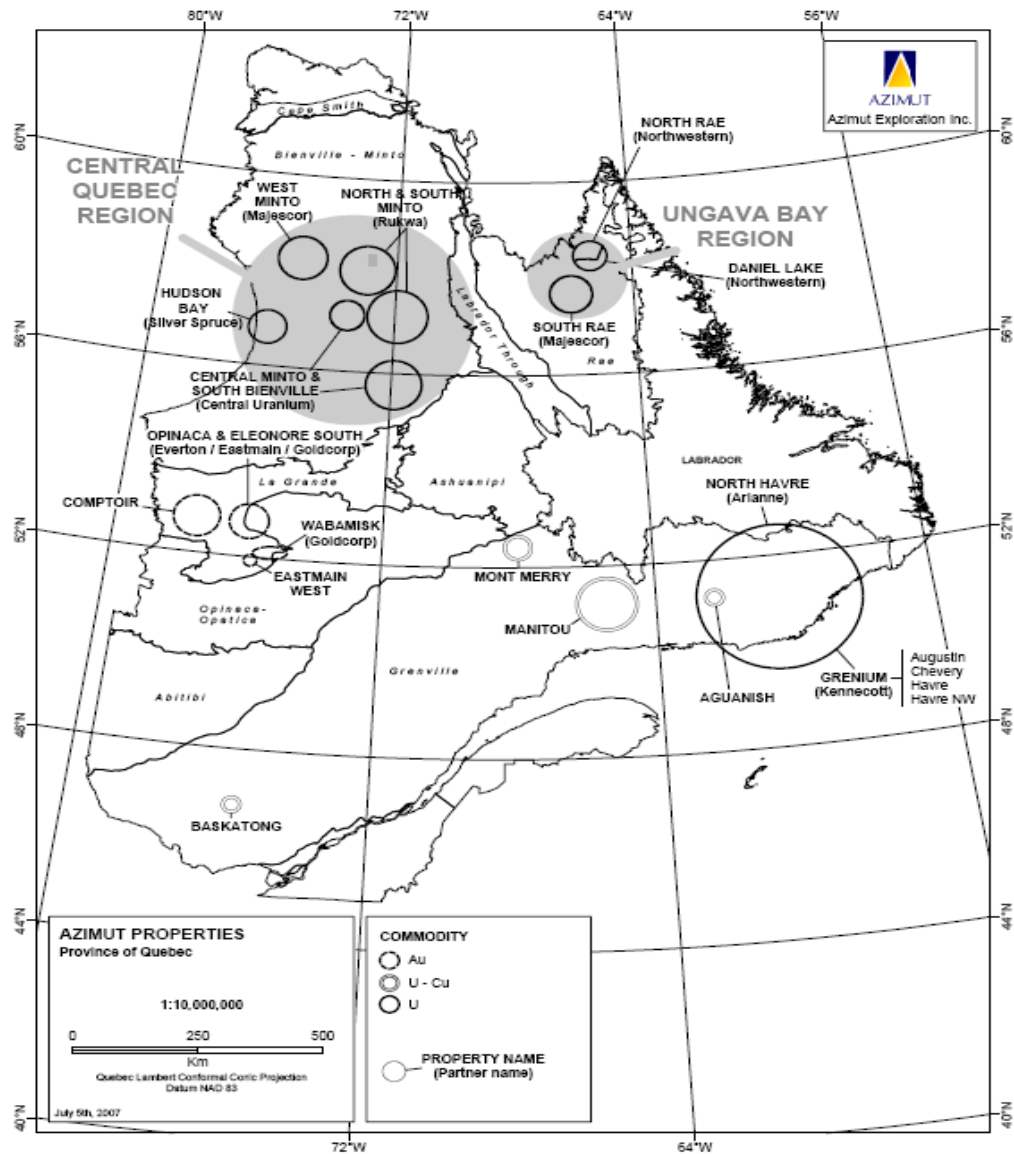
George Topping
 gtopping@blackmont.com, 416.865.2158
 Kevin Shi, CFA, Associate
 kshi@blackmont.com, 416.864.3584

AZIMUT EXPLORATION INC.

2. **Quality Partners:** Azimut has had success in attracting quality JV partners such as Kennecott and Goldcorp (G-TSX) as well as a host of junior explorers such as, Everton (EVR-TVX) and Northwestern Minerals (NWT-TVX). These partners have agreed to spend C\$65 million in total to explore 19 of Azimut's properties, of which C\$12 million is earmarked for 2008 (Figure 3).
3. **Promising Exploration Potential:**
 - (1) North Rae Uranium (Figure 2): A JV with Northwestern Minerals in which Northwestern can earn up to 65% for C\$2.9 million in exploration and a feasibility study. Airborne radiometrics have so far returned 17 priority anomalies on what appears to be a regional-scale anomaly. Surface sampling has backed up a portion of the radiometric data with high-grade samples from multiple trends of +1km. The 2008 drilling programme is planned for this summer as soon as the snow clears.
 - (2) Opinaca Gold Properties: In the James Bay area. Azimut has staked geochemical anomalies around Virginia's Eleonore discovery. The JV partners, Eastmain, Goldcorp, and Everton, have budgeted C\$3.7 million for drilling in 2008 out of a total work commitment of \$15 million.
 - (3) South Rae: A JV with Majescor Resources in which Majescor can earn up to 65% for C\$4.6 million in exploration and a feasibility study. A 30km long mineralized corridor has been identified through radiometric surveys and backed up by subsequent surface sampling. Drilling is expected to commence this summer.
4. **Excellent Quebec Location:** Due to attractive federal and provincial exploration tax credits, the company should have ready access to exploration funding when required. Quebec was recently ranked first in a favourable mining location study.

AZIMUT EXPLORATION INC.

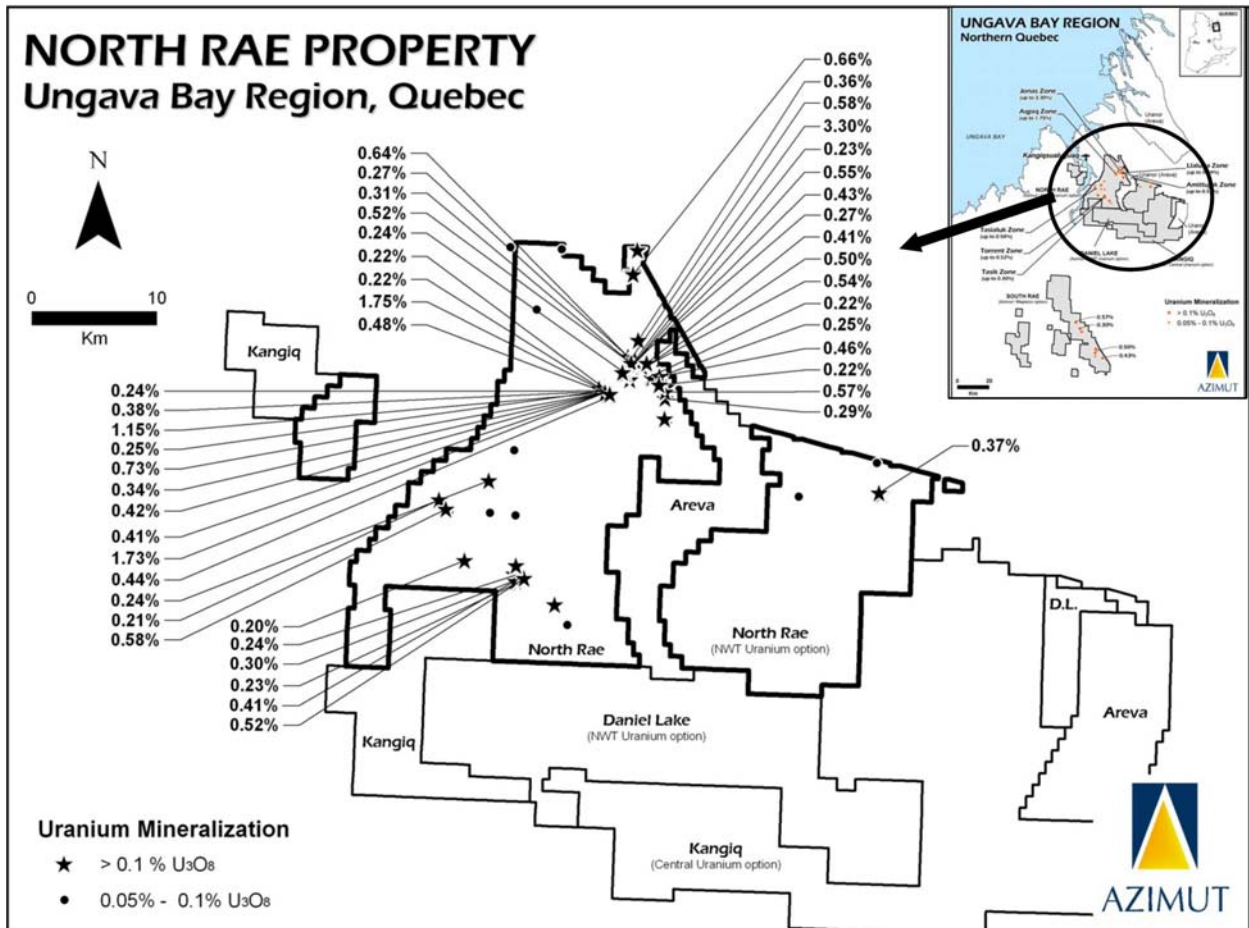
Figure 1: Location Map of Azimut Claims



Source: Company reports

AZIMUT EXPLORATION INC.

Figure 2: North Rae Surface Sampling



Source: Company report

AZIMUT EXPLORATION INC.

Figure 3: 2008 Exploration Budget

Property or Project		Work in 2008	Minimum Work Expenditures as per Agreement Schedule
Opinaca (A, A East; B, B North Blocks)	Gold	By the partner	\$1,200,000
Opinaca (D Block)	Gold	By the partner	\$500,000
Opinaca (Eleonore South)	Gold	By the partner	\$1,000,000
Wabamisk	Gold	By the partner	\$1,000,000
North Rae	Uranium	By the partner	\$700,000
Daniel Lake	Uranium	By the partner	\$400,000
South Rae	Uranium	By the partner	\$600,000
Kangiq	Uranium	By the partner	\$500,000
North Minto	Uranium	By the partner	\$500,000
South Minto	Uranium	By the partner	\$500,000
West Minto	Uranium	By the partner	\$600,000
Hudson Bay	Uranium	By the partner	\$400,000
Central Minto	Uranium	By the partner	\$600,000
South Bienville	Uranium	By the partner	\$700,000
West Bienville	Uranium	By the partner	\$200,000
Kativik	Uranium	By the partner	\$1,000,000
North Havre	Uranium	By the partner	\$200,000
Grenium (4 properties)	Uranium	By the partner	\$1,300,000
Regional assessment and project generation		Target modeling and field checks	\$100,000
Total			\$12,000,000

Source: Company report

Target Price and Recommendation

As one would expect, the shares of most uranium exploration companies track the spot uranium prices very closely. Figures 5 and 6 show that the correlation between Azimut's share price and the uranium spot price is very high (R^2 of more than 90%). As the company has no resource for investors to value, we believe it is reasonable to assume that, at the very least, the company should trade in-line with the uranium spot price. Additional upside from the drilling of North Rae this summer should, if successful as we expect, allow the stock to break out from its direct correlation with the uranium price.

We have a forecast of \$100 per lb for uranium this year and \$110 per lb next year. Based on this forecast, we derive a 12-month target price of \$6.40 per share for Azimut (Figure 4). Speculative BUY.

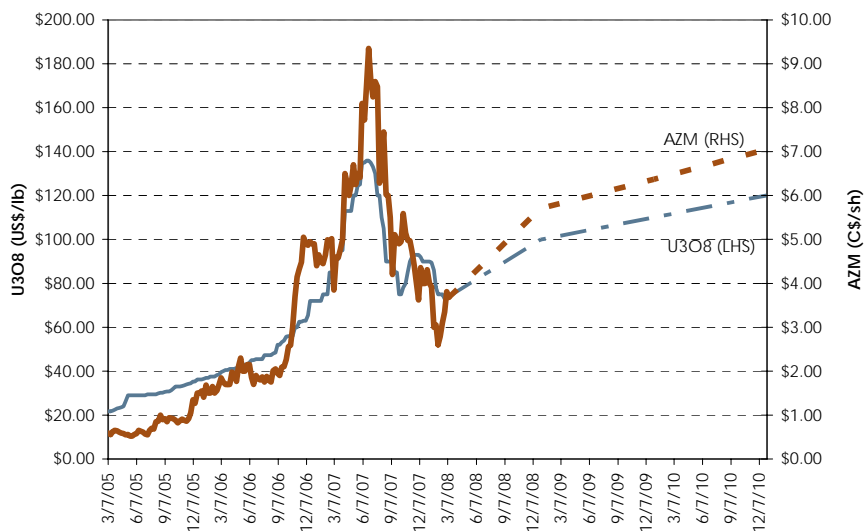
Figure 4: 12-Month Target Price Calculation and Sensitivity

Target Price	U3O8	\$75.00	\$100.00	\$110.00	\$120.00
	Target	\$4.00	\$5.70	\$6.37	\$7.05

Source: Blackmont Capital Inc.

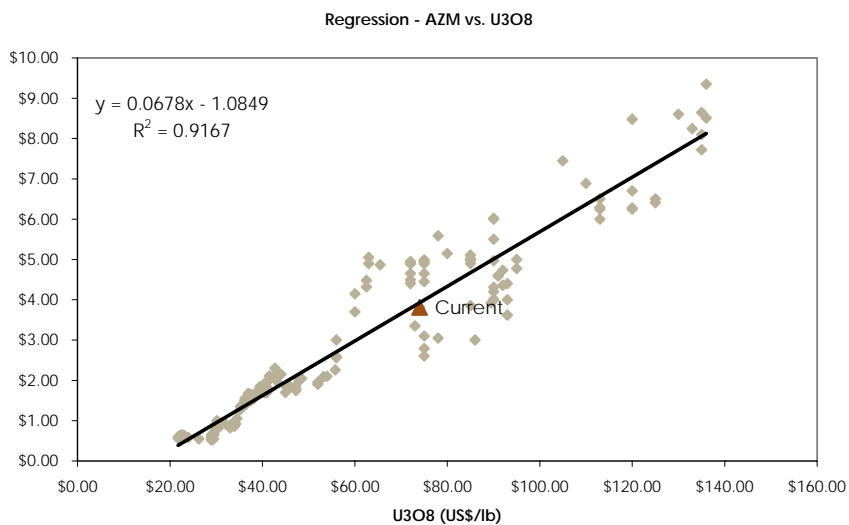
AZIMUT EXPLORATION INC.

Figure 5: Price Performance - U3O8 vs. Azimut



Source: Bloomberg, Blackmont Capital Inc.

Figure 6: Regression Analysis - U3O8 Spot Prices vs. Azimut Share Prices



Source: Bloomberg, Blackmont Capital Inc.

AZIMUT EXPLORATION INC.

Blackmont Research Disclosure

Company Name	Ticker	Disclosure
Azimut Exploration Inc	AZM-TVX	-

Distribution of Research Ratings (# of Stocks)	
BUY	75 52.4%
Speculative BUY	17 11.9%
HOLD	40 28.0%
SELL	4 2.8%
Other	7 4.9%
Total	143 100.0%

Investment Banking Services Provided*	
BUY	24.0%
Speculative BUY	35.3%
HOLD	25.0%
SELL	50.0%

* Percentage of subject issuers within each of the research ratings for which Blackmont Capital Corp. has provided investment banking services within 12 months.

Disclosure List

1. Within the last 12 months, Blackmont or its affiliates have managed or co-managed an offering of securities by the subject issuer.
2. Within the last 12 months, Blackmont or its affiliates have received compensation for investment banking and related services from the subject issuer.
3. The research analyst(s) or a member of the research analyst's(s') household has a long position in the shares and/or the options of the subject issuer.
4. The research analyst(s) or a member of the research analyst's(s') household has a short position in the shares and/or the options of the subject issuer.
5. Blackmont or its affiliates is a market maker, or is associated with the specialist that makes a market in the securities of the subject issuer.
6. Blackmont or its affiliates collectively beneficially own 1% or more of any class of the issuer's equity securities.
7. Blackmont has a conflict of interest with the subject issuer.
8. The research analyst(s) has a conflict of interest with the subject issuer.
9. Over the last 12 months, the research analyst(s) has received compensation based on a specific investment banking transaction relative to the subject issuer.
10. The research analyst(s) or a member of the research analyst's(s') household who prepared this research report serves as a Director or Officer or Advisory Board Member of the subject issuer.
11. An employee, officer, or director of Blackmont is a member of the Board of Directors or an advisor or an officer of the subject issuer.
12. The research analyst(s) has visited a site of the subject issuer. The analyst's(s') costs were compensated by the subject issuer (a) in full, (b) in part, or (c) not at all.

Rating Guidelines

- BUY:** The stock's total return is expected to exceed a minimum of 15% over the next 12 months.
- Speculative BUY:** The stock's total return is expected to exceed 30% to 40% over the next 12 months. However, there exists a very high and unquantifiable risk in either the corporate or industry fundamentals associated with the investment that could result in a significant loss.
- HOLD:** The stock's total return is expected to be between 0% and 15% over the next 12 months.
- SELL:** The stock's total return is expected to be negative over the next 12 months.
- Under Review:** The stock's rating is under review for 48 hours for either an upgrade or downgrade.

AZIMUT EXPLORATION INC.

Analyst Certification

Each analyst of Blackmont Capital Inc. whose name appears in this research report hereby certifies that (i) the recommendations and opinions expressed in the research report accurately reflect the research analyst's personal views about any and all of the securities or issuers discussed herein that are within the analyst's coverage universe and (ii) no part of the research analyst's compensation was, is, or will be, direct or indirectly related to the provision of specific recommendations or view expressed by the research analyst in the research report.

Distribution Policy

There are four types of documents delivered through the Internet by the Research Department:

Flash: 1/2 page in length; a preliminary but nearly immediate (within 15-30 minutes) intra-day view of a corporate or industry event

Morning Advantage: the daily morning commentary discussing an event or a material change at a company, a change in an investment stance, or a shift in industry dynamics; a 1/2 page note per company is posted daily on our Internet site by 8:45am

ViewPoint: a detailed analysis of material events published on an intra-day basis ranging in length between 2 and 10 pages

Company Reports: offer comprehensive assessments of industry and corporate fundamentals and are also published in hard copy

Research is delivered through regular mail, e-mail and our website.

Disclaimer

This report has been prepared by Blackmont Capital Inc. (BCI).

Opinions, estimates and projections contained herein are our own as of the date hereof and are subject to change without notice. The information contained herein is for information purposes only and this report is not, and is not to be construed as, an offer to sell or a solicitation of an offer to buy any securities. The information and opinions contained herein have been compiled or derived from sources believed reliable, but no representation or warranty, expressed or implied, is made as to their accuracy or completeness. Neither BCI nor its affiliates accepts any liability whatsoever for any loss arising from any use of this report or its contents.

BCI and/or its affiliates may have acted as financial adviser and/or underwriter for certain of the issuers mentioned herein and may have received remuneration for such services. BCI, its affiliates and/or other respective officers, directors and employees may from time to time acquire, hold or sell positions in the securities mentioned herein as principal or agent.

To US Residents: Blackmont Capital Corp., an affiliate of Blackmont Capital Inc., accepts responsibility for the contents hereof, subject to the terms as set out above. Any US person effecting transactions in any security discussed herein should do so through Blackmont Capital Corp.

© 2008. Blackmont Capital Inc. Member CIPF and IDA.