



AZIMUT
EXPLORATION

TSXV: **AZM**
OTCQX: **AZMTF**

From Project Generation to **Advanced Exploration**

Focused on Two Key Gold Discoveries

WEBINAR

June 30, 2026



Forward-looking Statements

Except for the statements of historical fact contained herein, the information presented in this presentation constitutes “forward-looking statements” within the meaning of the United States Private Securities Litigation Reform Act of 1995 and “forward-looking information” within the meaning of applicable Canadian securities laws (together, “forward-looking statements”) concerning the business, operations, plans and condition of Azimut Exploration Inc. (“Azimut”), and no assurance can be given that the estimates and assumptions will be realized. Forward looking statements are statements that are not historical facts and are generally, but not always, identified by the words “expects”, “plans”, “anticipates”, “believes”, “intends”, “estimates”, “projects”, “potential”, “scheduled” and similar expressions or variations (including negative variations), or that events or conditions “will”, “would”, “may”, “could” or “should” occur including, without limitation, the view on the quality and the potential of its assets. Although Azimut believes the expectations expressed in such forward-looking statements are based on reasonable assumptions, such statements involve known and unknown risks, uncertainties and other factors and are not guarantees of future performance and actual results may accordingly differ materially from those in forward looking statements.

Azimut cautions that forward-looking statements involve known and unknown risks, uncertainties and other factors which may cause the actual plans, results, performance or achievements of Azimut to differ materially from any future plans, results, performance or achievements expressed or implied by the forward-looking statements. Such factors include, among others, mineral resources, total cash, administrative costs of Azimut differing materially from those anticipated; exploration expenditures differing materially from those anticipated; risks related to operations; risks related to the holding of mineral properties; risks related to partnership or other joint operations; actual results of current exploration activities; variations in mineral resources; delays in obtaining governmental approvals or financing or in the completion of exploration or development activities; uninsured risks; regulatory changes, defects in title; availability of personnel, materials and equipment; performance of equipment and processes relative to specifications and expectations; unanticipated environmental impacts; market prices; technological risks; capital requirements and operating risks associated with the operations or an expansion of the operations; fluctuations in metal prices and currency exchange rates; cash resources; inability to successfully complete new exploration or development projects, planned expansions or other projects within the timelines anticipated; adverse changes to market, political and general economic conditions or laws, rules and regulations; changes in project parameters; the possibility of cost overruns or unanticipated costs and expenses; accidents, labour disputes, community and stakeholder protests and other risks of the mining industry and risk of an undiscovered defect in title or other adverse claim. For additional information on risks, uncertainties and assumptions, please refer to Azimut’s filings with the securities authorities, which are available on SEDAR+ at www.sedarplus.ca. Although Azimut has attempted to identify important factors that could cause actual plans, actions, events or results to differ materially from those described in forward-looking statements, there may be other factors that cause plans, actions, events or results not to be as anticipated, estimated or intended. There can be no assurance that forward-looking statements will prove to be accurate, as actual plans, results and future events could differ materially from those anticipated in such statements. Accordingly, readers should not place undue reliance on forward-looking statements. In addition, forward-looking information herein is based on certain assumptions and involves risks related to the business and operations of Azimut. Forward-looking information contained herein is based on certain assumptions. Although Azimut has attempted to identify important factors that could cause plans, actions, events or results to differ materially from those described in forward-looking statements in this presentation, there may be other factors that cause plans, actions, events or results not to be as anticipated, estimated or intended. Azimut undertakes no obligation to update any of the forward-looking statements in this presentation, except as required by law.

The scientific and technical content in this presentation has been reviewed by Dr. Jean-Marc Lulin (P.Geo), the President and CEO of Azimut, who is a “qualified person” within the meaning of National Instrument 43-101.

Two Key Gold Discoveries & Critical Minerals Pipeline

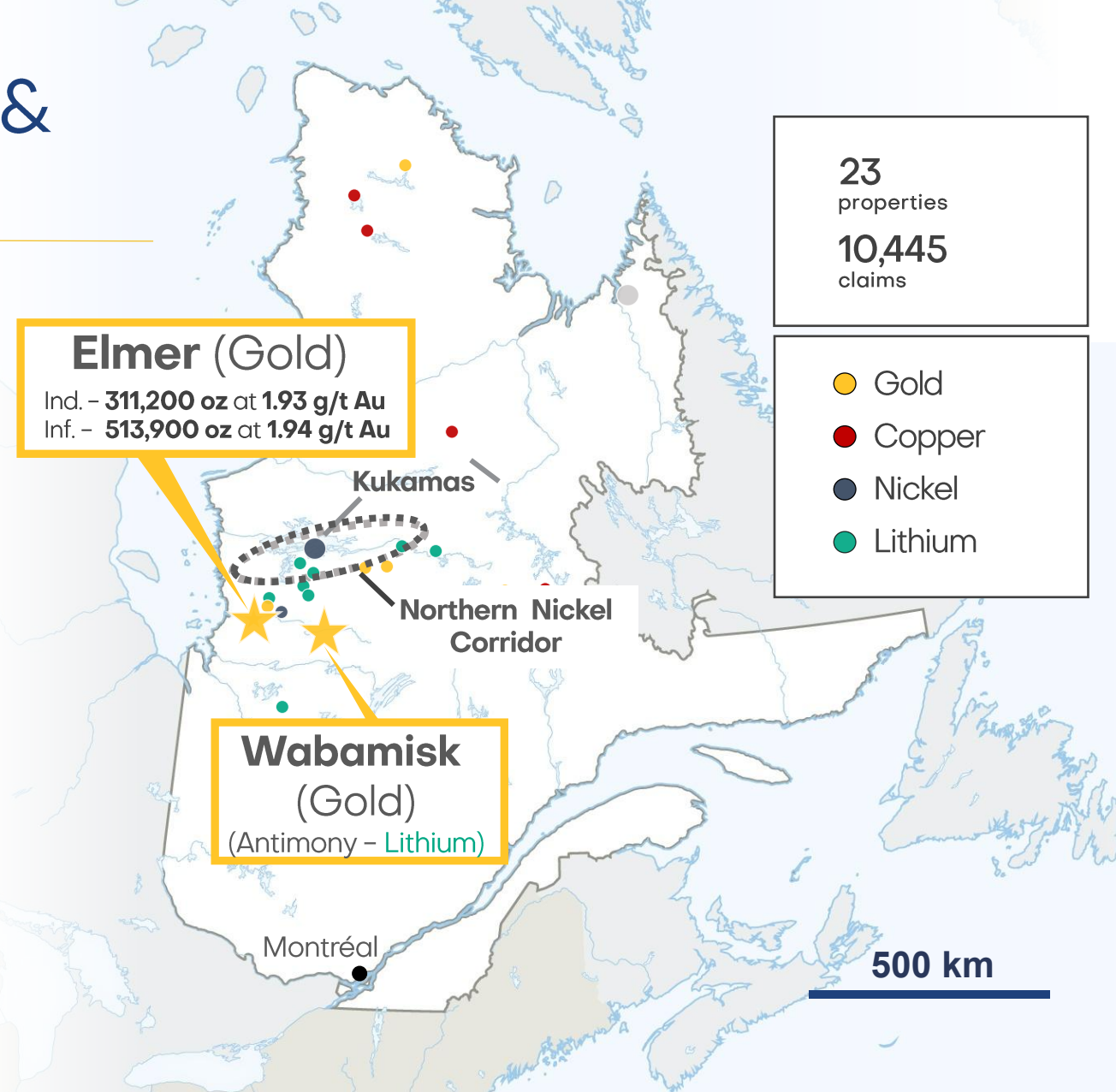
▲ FOCUSED ON ITS FLAGSHIP GOLD PROJECTS

- ▲ ELMER – **Expansion Drilling**
- ▲ WABAMISK – **Delineation Drilling**

▲ Critical minerals exposure (Ni, Cu, PGE, Li)

- ▲ Kukamas – KGHM Option
- ▲ Northern Nickel Corridor – SOQUEM Option

▲ 2026 Catalysts – **Minimum 20,000 m of drilling underway across portfolio**



PROJECT GENERATION LEADING TO DISCOVERIES

DISCOVERIES – PROJECT	YEAR	STATUS	METALS	DEVELOPMENT STAGE
PATWON – ELMER	2020	100% AZM	Au-Cu	MRE – Expansion drilling
FORTIN – WABAMISK	2024	100% AZM	Sb-Au	Delineation drilling
ROSA – WABAMISK	2025	100% AZM	Au	Delineation drilling
PERSEUS – KUKAMAS	2024	KGHM Option	Ni-PGE	Delineation drilling
LITHOS – WABAMISK EAST	2024	100% AZM	Li	Initial drilling

An accelerated exploration path to discoveries leveraging predictive modelling

Robust Structure | Supportive Investors and Partners

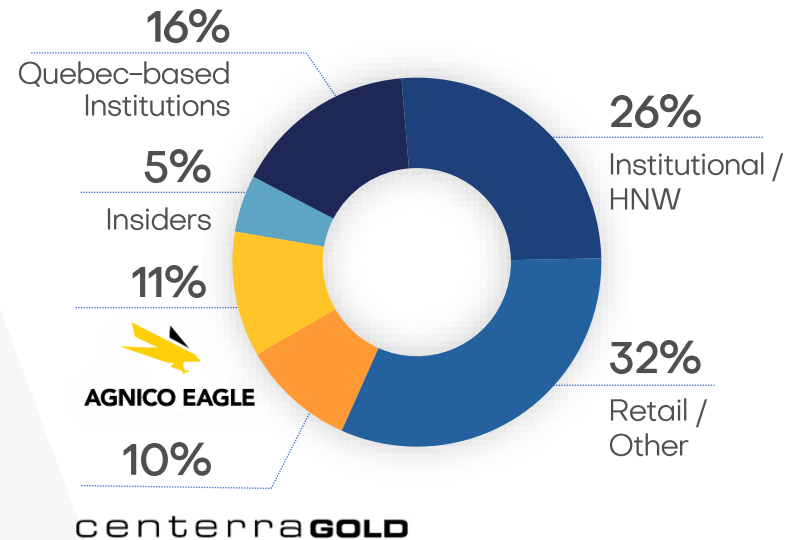
A SOLID FOUNDATION FOR GROWTH

Company Snapshot

Working Cap	C\$6.2M
Investment portfolio	~C\$10M
Shares Outstanding	101M F/D: 108M
Share Price	C\$0.60 52-week H/L: C\$1.10/ C\$0.52
Market Cap	C\$61M

Working Capital as at February 28, 2026
 Equity market value as at June 29, 2026 (Shares in LiFT / PMET / OPHR)
 Shares Outstanding as at June 29, 2026
 Share price and Market capitalization as at June 29, 2026
 Share Ownership: Estimated by Company & based on Public Disclosure

Share Ownership



Partners



Analyst / Newsletter



Gold Projects

ELMER

Au-Cu

WABAMISK

Au-Sb

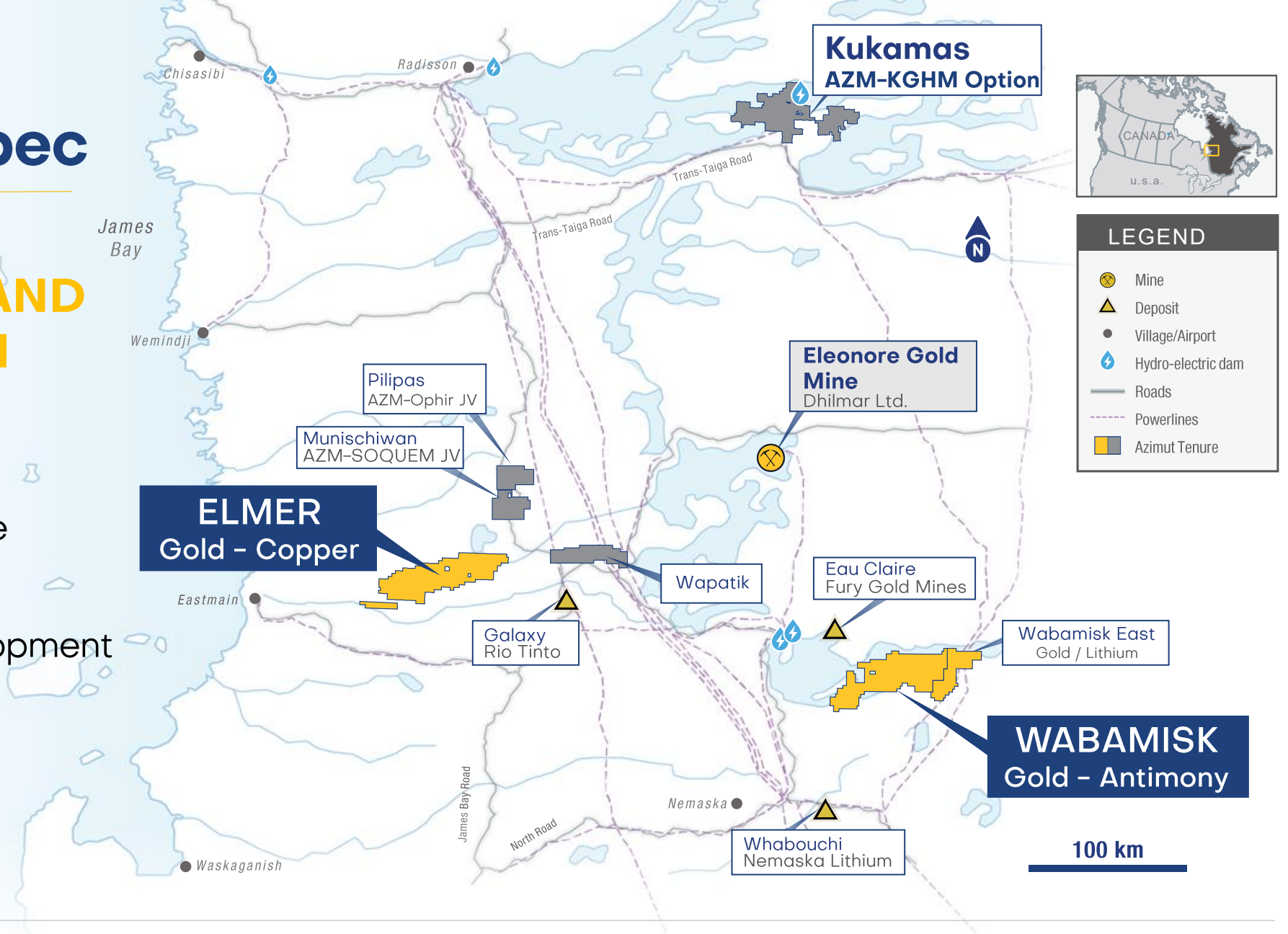


Wabamisk – Rosa Zone

James Bay Region, Quebec

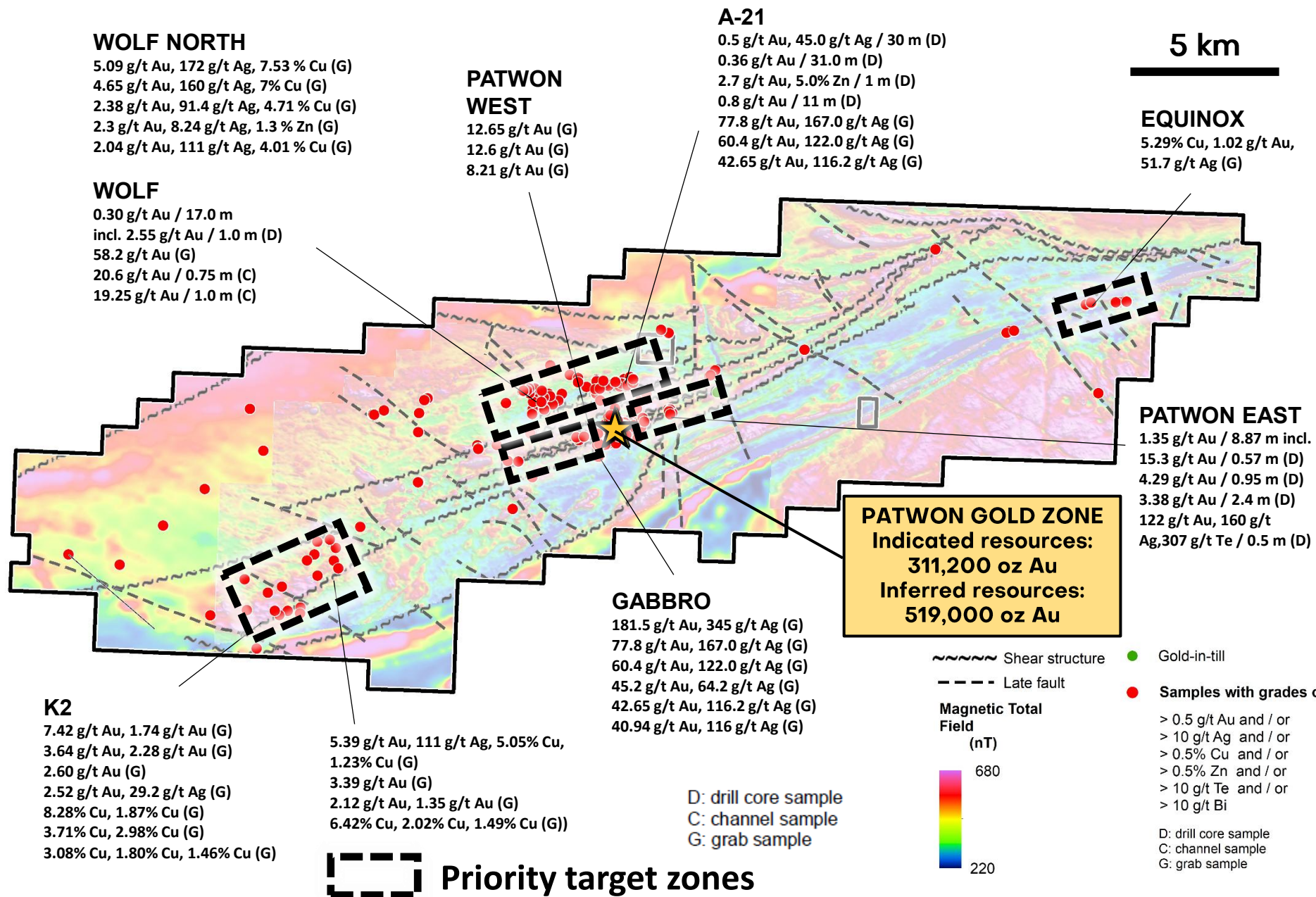
A DEVELOPING EXPLORATION AND MINING REGION

- ▲ Geologically endowed
- ▲ Excellent infrastructure
- ▲ Provincial support for exploration and development
- ▲ Positive First Nations engagement



ELMER

GOLD - COPPER




- ▲ Largely underexplored **43-km trend** in fertile Archean greenstone belt
- ▲ Discovered in 2020 with maiden MRE completed in 2023 for Patwon Deposit
- ▲ **Opportunity to grow resource**, including by testing of nearby targets

Expanding Patwon

2026 PROGRAM

- ▲ **10,000 m drill program ongoing** (5,400m completed in 10 holes)
- ▲ Focus on **expanding** the known gold resource around Patwon
- ▲ Advanced technical studies scheduled
- ▲ **Updated MRE planned to support a PEA**

Longitudinal Section
Looking Northwest





Elmer – Winter Drill Program

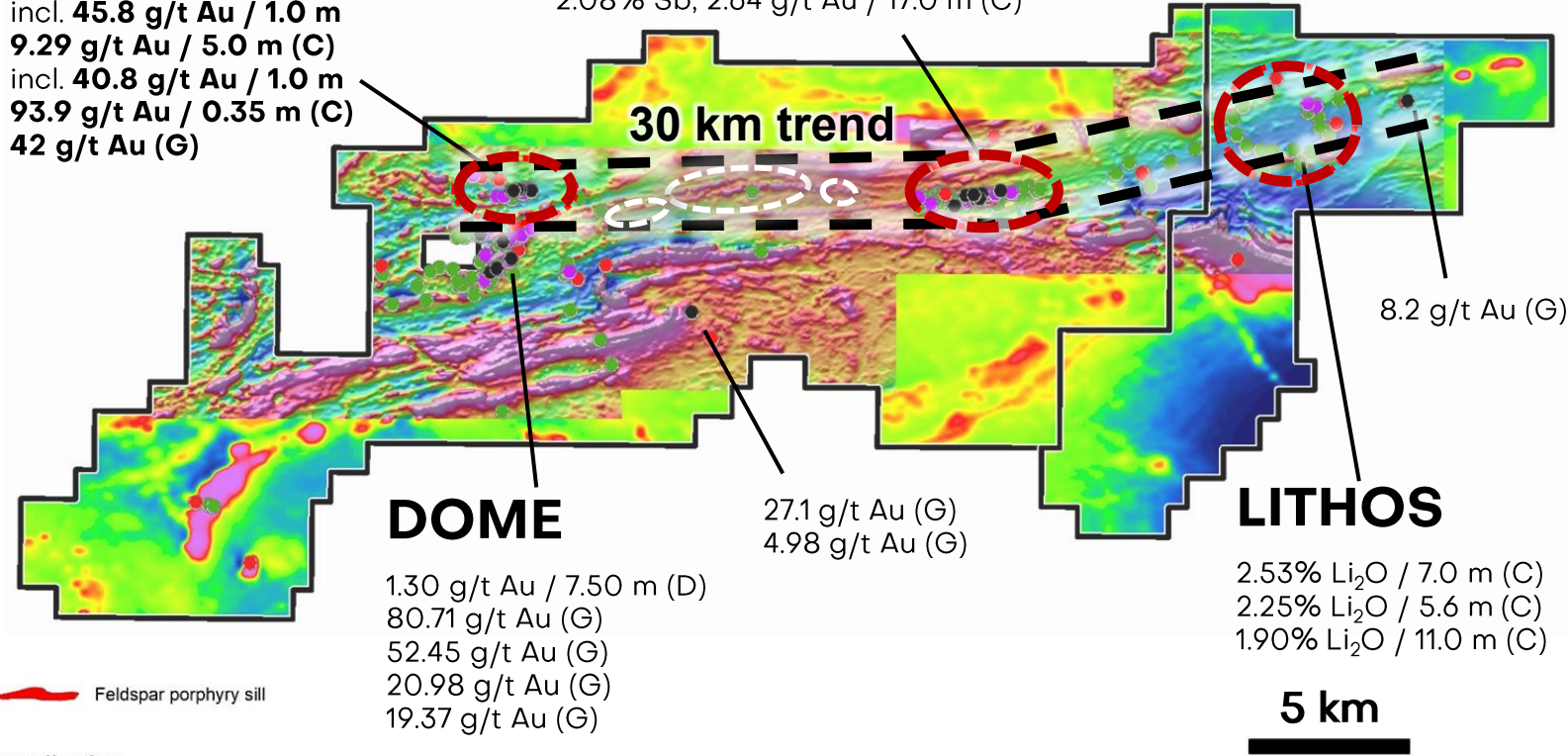
ROSA ZONE

46.41 g/t Au / 3.5 m
 incl. 155.0 g/t Au / 1.0 m (D)
 4.84 g/t Au / 6.0 m (D)
 30.17 g/t Au / 4.0 m (C)
 incl. 111.5 g/t Au / 1.0 m
 23.0 g/t Au / 3.0 m (C)
 incl. 45.8 g/t Au / 1.0 m
 9.29 g/t Au / 5.0 m (C)
 incl. 40.8 g/t Au / 1.0 m
 93.9 g/t Au / 0.35 m (C)
 42 g/t Au (G)

FORTIN ZONE

4.66 g/t Au / 6.0 m (D)
 1.10% Sb, 0.38 g/t Au / 51.50 m (D)
 1.08% Sb, 0.53 g/t Au / 22.7 m (D)
 1.01% Sb, 0.15 g/t Au / 17.85 m (D)
 0.65% Sb, 0.13 g/t Au / 42.75 m (D)
 3.24% Sb / 19.0 m incl. 4.02% Sb / 15.0 m (C)
 2.08% Sb, 2.64 g/t Au / 17.0 m (C)

24.8% Sb, 1.35 g/t Au (G)
 17.65% Sb, 2.48 g/t Au (G)
 1.44% Sb, 5.76 g/t Au (G)
 4.69% Sb, 7.27 g/t Au (G)
 19.65% Sb (G)
 18.15% Sb (G)



== == == : **Wabamisk Trend**
 ○ ○ ○ : **New Exploration Targets**

D: Drilling / C: Channel / G: Grab

WABAMISK

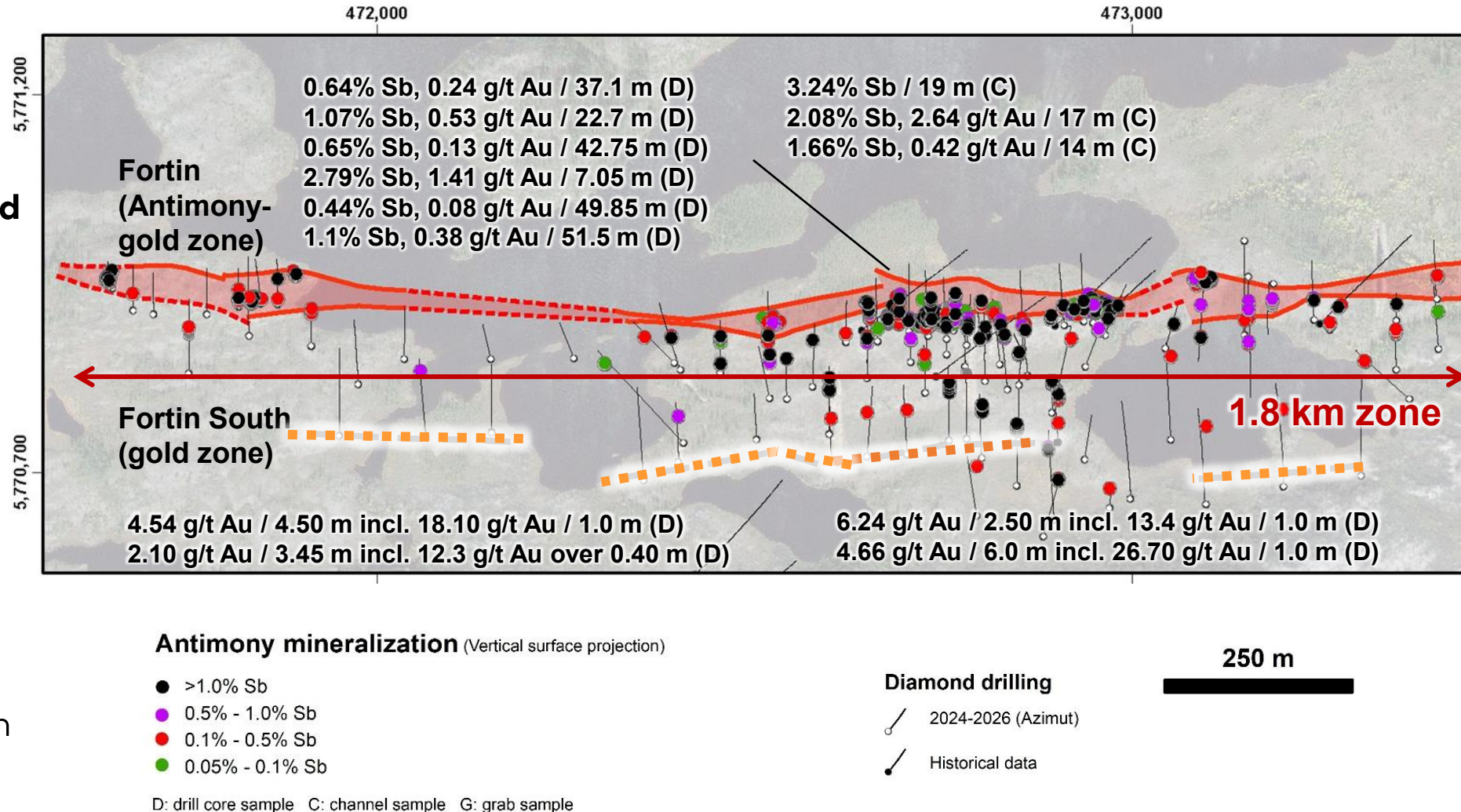
GOLD – ANTIMONY

- ▲ **51-km strike position in one of the most prospective belts in the James Bay region**
- ▲ **3 discoveries identified by prospecting since 2024:**
 - **FORTIN** : Antimony-rich system
 - **ROSA**: High-grade gold-bearing zone
 - **LITHOS**: Large-scale pegmatite field
- ▲ **WABAMISK TREND: 30-km-long structural corridor**

FORTIN ZONE

EXTENSIVE GOLD-ANTIMONY ZONE

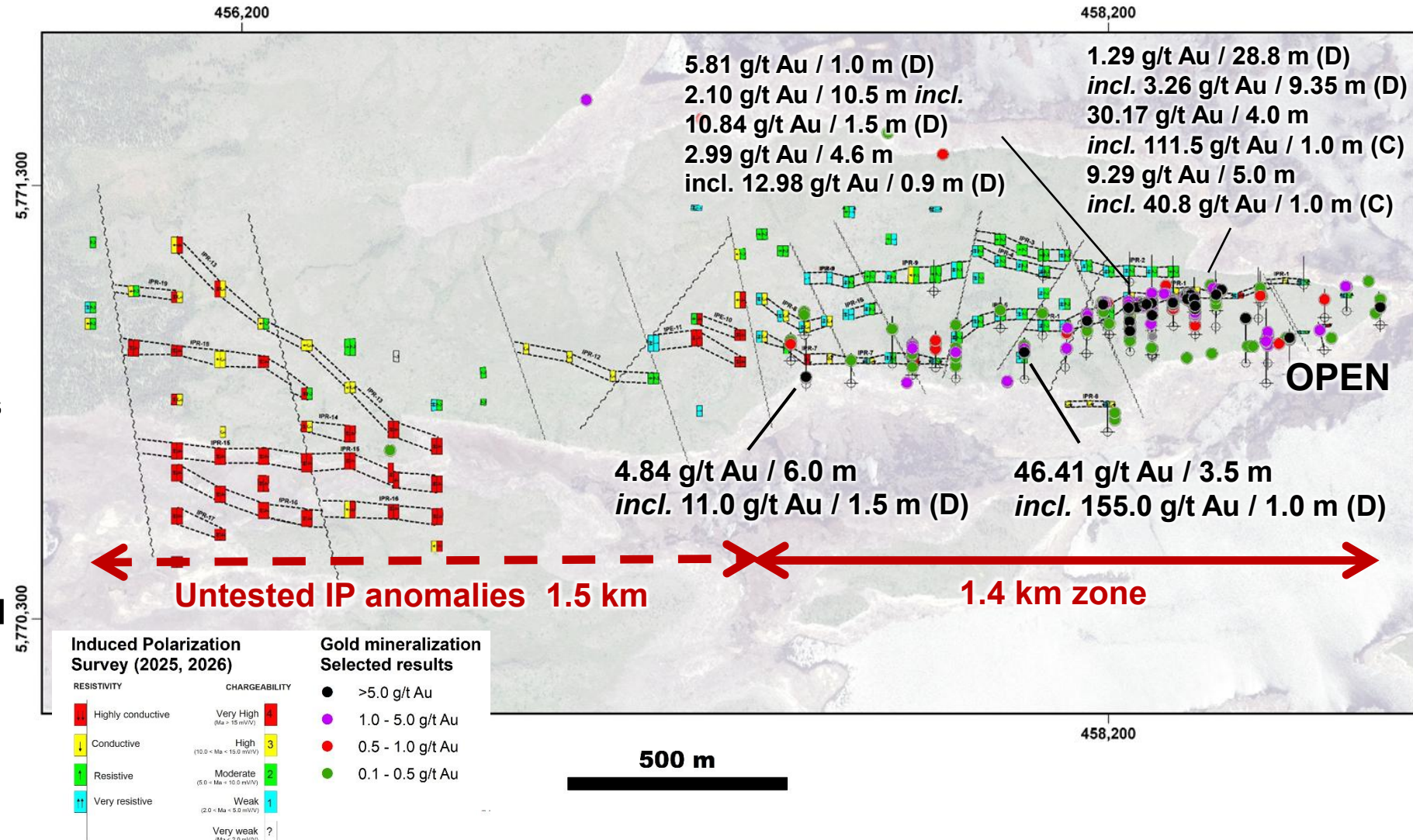
- ▲ **Gold-antimony mineralized system** – massive albitic stratiform hydrothermal alteration zone
- ▲ **Outstanding footprint**
 - ▲ At least **1.8-km-long**
 - ▲ **5 to 50 m thick**
 - ▲ Vertical extent of 500 m with **potential vertical zonation to higher gold grades**
- ▲ Open laterally and at depth
- ▲ **High-grade gold zone located 100 m south**



ROSA ZONE

A NEW DISCOVERY

- ▲ Discovered in July 2025
- ▲ 46 holes (6,651 m) drilled
- ▲ **Two subparallel gold-bearing zone outlined over a 1.4 km strike (open)**
- ▲ **Visible gold in 40% of holes**
- ▲ Strong correlation with surface results and IP anomaly
- ▲ **New IP anomalies identified to the west**
- ▲ **Significant mechanical stripping ongoing + drilling program planned (fall)**



WR26-40:



46.41 g/t Au over 3.50 m (95.50 m - 99.00 m) incl.
7.41 g/t Au over 1.0 m (95.50 m - 96.50 m), and
155.0 g/t Au over 1.0 m (98.00 m - 99.00 m)



Rosa Zone – Mechanical Stripping Program



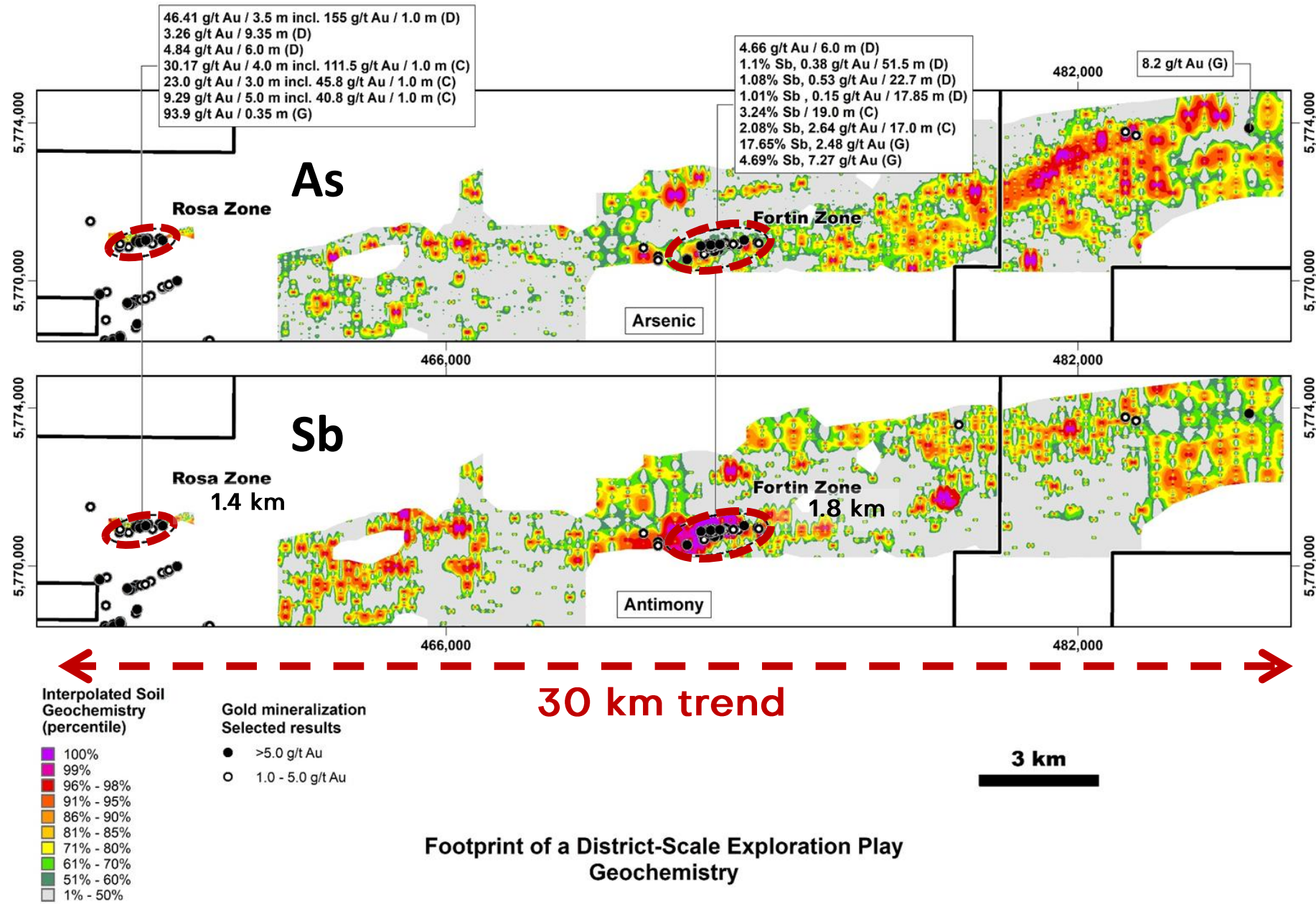
Quartz veining with tourmaline alteration



WABAMISK

DISTRICT SCALE POTENTIAL

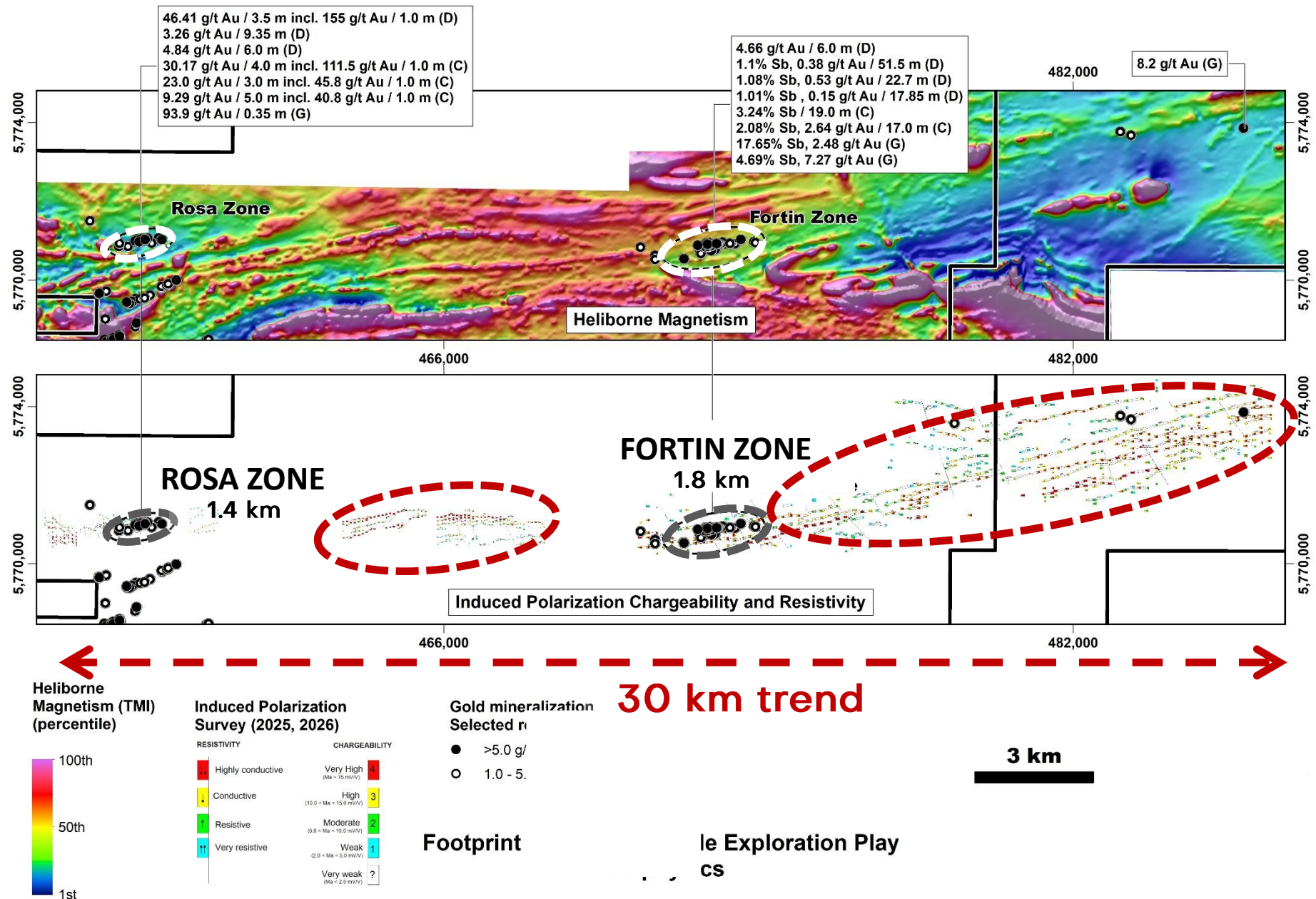
- ▲ Major underexplored **30-kilometre-long corridor**, that straddles two subprovinces
- ▲ **Strong link between soil geochemistry (As, Sb) and IP anomalies, along east-west subparallel shear zones**
- ▲ Comprehensive campaign planned incorporating **prospecting, mechanical stripping, and drilling**



WABAMISK

DISTRICT SCALE POTENTIAL

- ▲ Major underexplored **30-kilometre-long corridor**, that straddles two subprovinces
- ▲ **Strong link between soil geochemistry (As, Sb) and IP anomalies, along east-west subparallel shear zones**
- ▲ Comprehensive campaign planned incorporating **prospecting, mechanical stripping, and drilling**





Nickel

NNC Ni-Cu-PGE

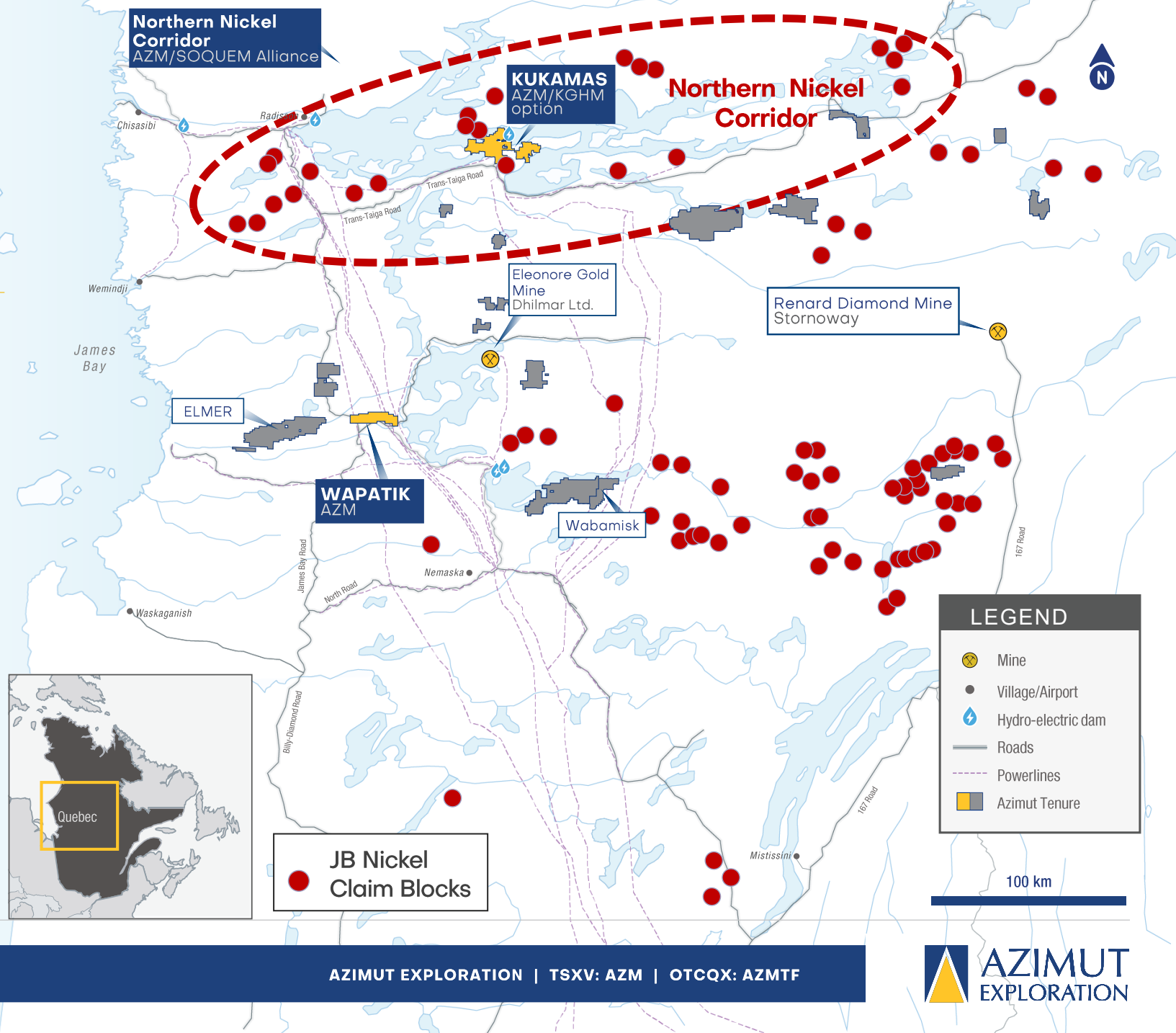
KUKAMAS Ni-PGE



Kukamas & Northern Nickel Corridor Alliance

STRATEGIC NICKEL PORTFOLIO FUNDED BY PARTNERS

- ▲ **Kukamas: High-grade nickel-PGE discovery at Perseus, associated with komatiitic volcanics.**
- ▲ **NNC: New strategic alliance with SOQUEM on 27 claim blocks**
- ▲ **Target: Km-scale mafic to ultramafic intrusions represent underexplored target type**



2026 Exploration Plans

WELL-POSITIONED FOR A CATALYST-RICH YEAR

ELMER

Patwon – Gold

- **10,000 m drill program ongoing**
- Technical studies planned

Wolf – K2 – Copper-Gold

- Prospecting, mechanical stripping

WABAMISK

Fortin – Antimony-Gold

Rosa – Gold

- **Accelerate the definition of the zones**
- **Test new targets** through an extensive geophysical survey, stripping, prospecting, and drilling

KUKAMAS

Perseus – Nickel-PGE

- Field work initiated
- **Drill program in preparation**

NNC PROJECT

- Large-scale airborne geophysical survey, prospecting

WABAMISK EAST

Lithos – Lithium

- **Initial drilling completed**
- Planning for follow-up program

